

Customer \_\_\_\_\_

Rep \_\_\_\_\_ Date \_\_\_\_\_

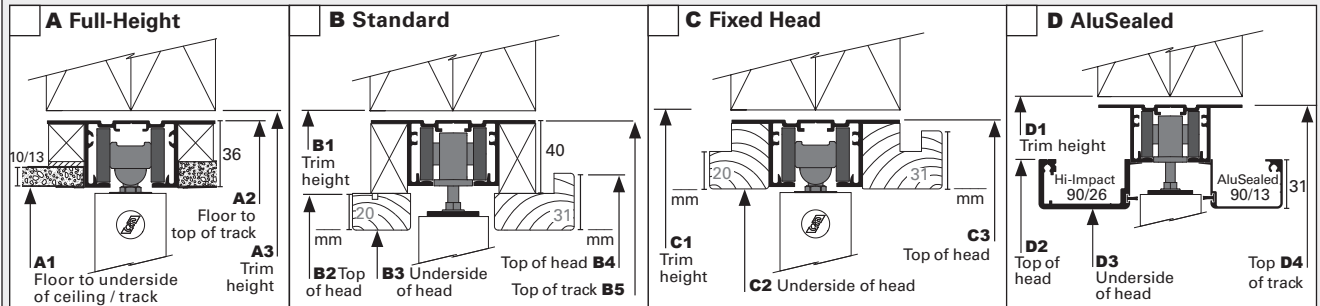
Address/  
contact \_\_\_\_\_

Door ref \_\_\_\_\_



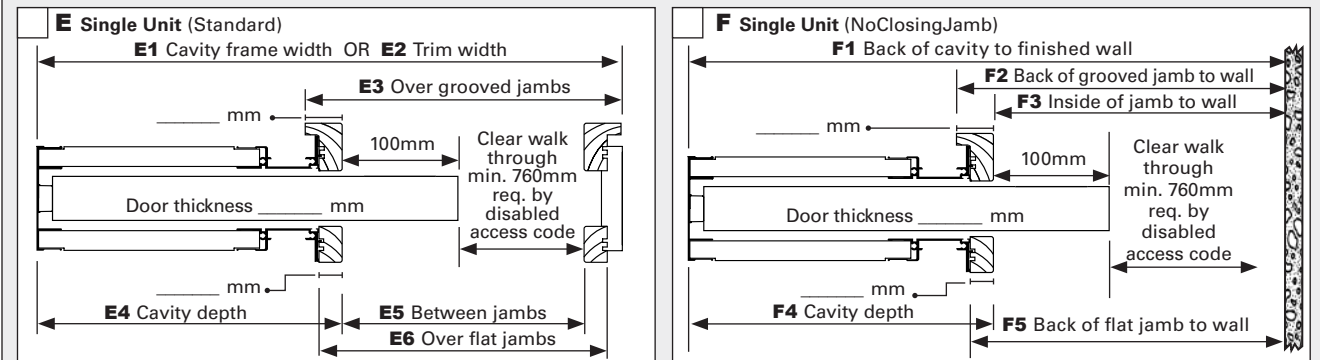
One door per form

### Select Head Detail (A, B, C or D)



Critical height dimension: **A1 A2 A3 B1 B2 B3 B4 B5 C1 C2 C3 D1 D2 D3 D4** (Circle one only) is: \_\_\_\_\_ mm.

### Select Plan View (E, F or G)



Critical Width Dimension:

**E1 E2 E3 E4 E5 E6**  
**F1 F2 F3 F4 F5**  
**G1 G2 G3 G4 G5 G6**

(Please circle one only)

is: \_\_\_\_\_ mm.

### Door

Type \_\_\_\_\_

Finish \_\_\_\_\_

Glass \_\_\_\_\_

H/W \_\_\_\_\_

CS Fitting H/W Y / N \_\_\_\_\_

H/W height \_\_\_\_\_

LH/RH Exit free \_\_\_\_\_

**Min. door width of 910mm required for disabled access**

**Who is supplying the door?**

☐ Cust. ☐ CS ☐ No door

☐ Use door size as critical measurement

Height \_\_\_\_\_ Width \_\_\_\_\_

### Flooring:

Will cavity frame sit hard on top of the **finished** or **unfinished** floor?

#### ☐ 1. Finished floor

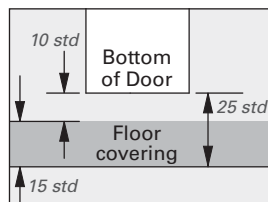
Required clearance from bottom of door to finished floor:

\_\_\_\_\_ mm (minimum 10mm)

#### ☐ 2. Unfinished floor

Proposed total thickness of floor covering (incl. adhesive/underlay):

\_\_\_\_\_ mm (standard 15mm, e.g. typical carpet & underlay)



Required clearance from bottom of door to finished floor:

(minimum 10mm) \_\_\_\_\_ (typical 10mm)

### Options

#### Wall configuration

☐ 10/90/10 ☐ 13/90/13

☐ Other \_\_\_\_\_



☐ Soft Close ☐ Soft Open

☐ Ply Panel (Indicate handing)

#### Site Access

☐ OK ☐ Track Off

☐ Hiab ☐ Site Assembly

**Please contact your rep for job progress enquiries or contact your nearest office:**

**Auckland Head Office**  
T 09 276 0800  
E salesakl@csfordoors.co.nz

**Waikato**  
T 07 928 0800  
E salesbop@csfordoors.co.nz

**Christchurch**  
T 03 348 6158  
E saleschch@csfordoors.co.nz